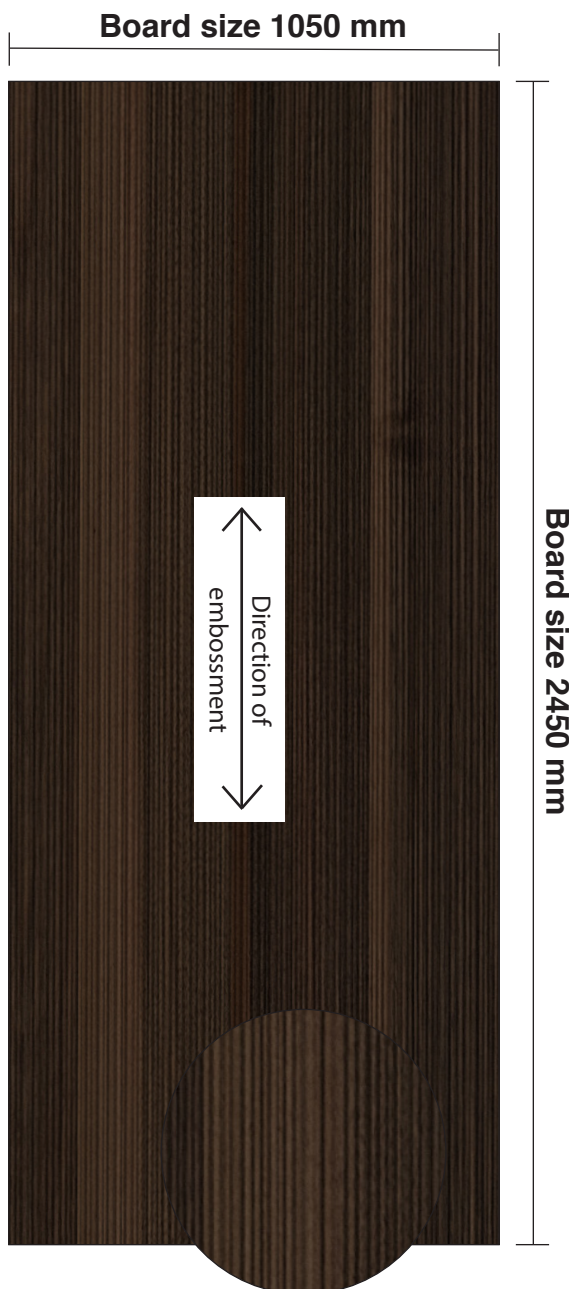


## 2432 - GROOVE


2450 x 1050 mm

one-side embossed  
non repeating pattern

### Textured panel



### Available thicknesses



Besides the allowance of +/-0,3 mm of the total area thickness referring to the highest point there are minor differences in the thickness of the embossment - about 1,1 mm due to the natural design specifications.

### Tolerances

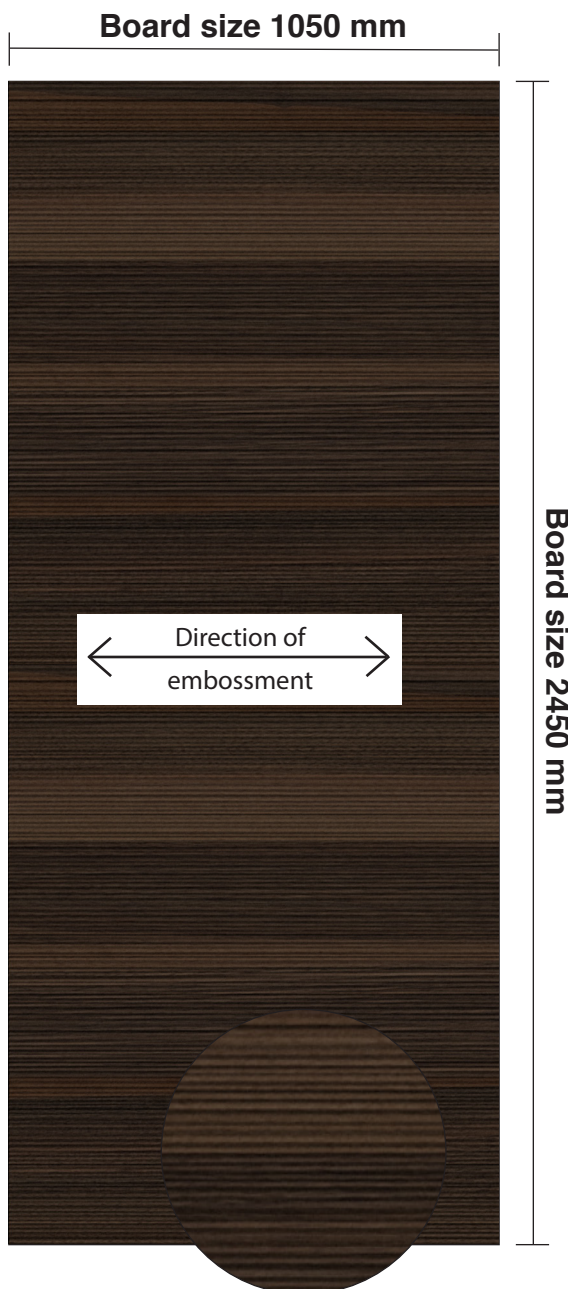
Height, Width	<600mm	+/- 0,5 mm
	>600mm	+/- 1,0 mm
Thickness		+/- 0,5 mm
Exactitude of profile		+/- 1,5 mm
Straightness per meter		+/- 3,0 mm

## 2432 - GROOVE


1050 x 2450 mm

one-side embossed  
non repeating pattern

### Textured panel



### Available thicknesses



Besides the allowance of +/-0,3 mm of the total area thickness referring to the highest point there are minor differences in the thickness of the embossment - about 1,1 mm due to the natural design specifications.

### Tolerances

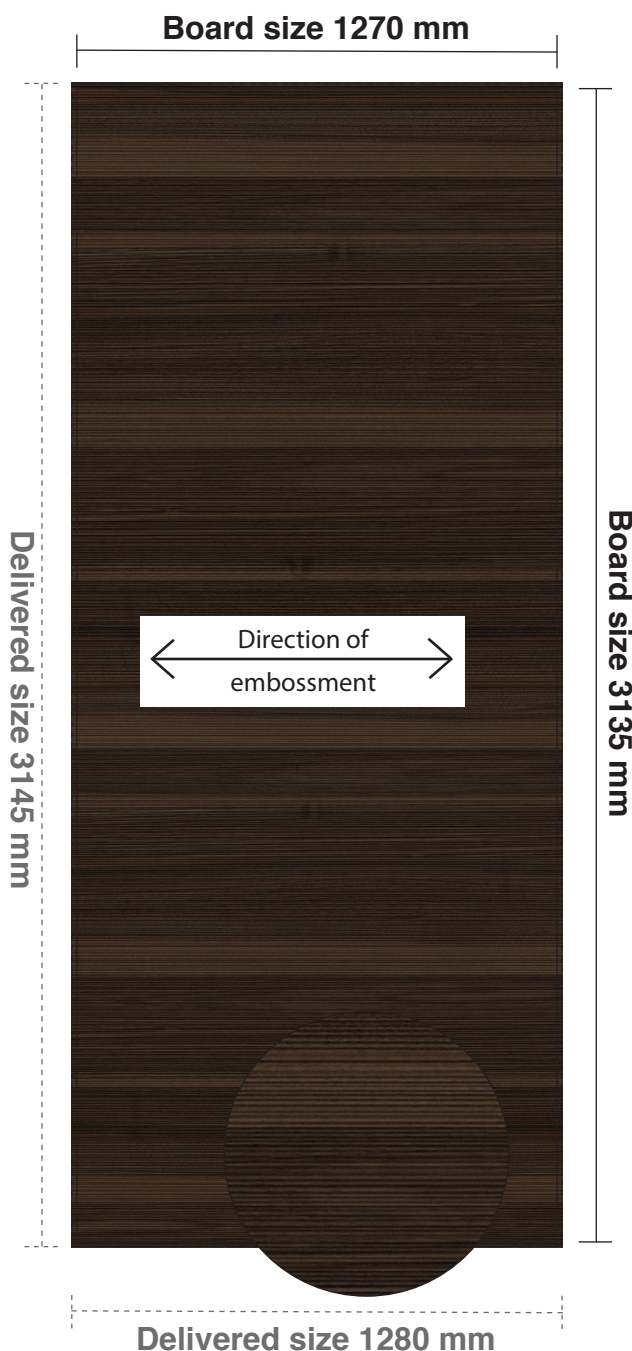
Height, Width	<600mm	+/- 0,5 mm
	>600mm	+/- 1,0 mm
Thickness		+/- 0,5 mm
Exactitude of profile		+/- 1,5 mm
Straightness per meter		+/- 3,0 mm

## 2432 - GROOVE

1270 x 3135 mm

one-side embossed  
non repeating pattern

### Textured panel



### Available thicknesses



Besides the allowance of +/-0,3 mm of the total area thickness referring to the highest point there are minor differences in the thickness of the embossment - about 1,1 mm due to the natural design specifications.

### Tolerances

Height, Width	<600mm	+/- 0,5 mm
	>600mm	+/- 1,0 mm
Thickness		+/- 0,5 mm
Exactitude of profile		+/- 1,5 mm
Straightness per meter		+/- 3,0 mm